

# Alternative Program for Class-size Reduction Part B2 - KINDERGARTEN FY17

Return to: Grades K - 6 Alternative

10/1/2016-12/31/2016

Quarter Date Range

**2nd Qtr**

Quarter for report

First Quarter: July 1 – September 30 **Due: November 1, 2017** 775-687-9108

Second Quarter: October 1 – December 31 **Due: February 1, 2018** [bdharwood@doe.nv.gov](mailto:bdharwood@doe.nv.gov)

Third Quarter: January 1 – March 31 **Due: May 1, 2017**

Fourth Quarter: April 1 – June 30 **Due: August 1, 2017**

**Carson City School District**

School District

**Susan Keema**

Contact Person

**775-283-2010**

Phone Number

School Name	Percent Low Income	Average Daily Attendance for Quarter	Full Day Enrollment Last Day of Quarter	1/2 Day Enrollment Last Day of Quarter	Total Enrollment Last Day of Quarter	Number of General Fund Teachers*			Number of CSR-Funded Teachers**			Pupil-Teacher Ratio	Classroom (Num) Self-Contained
						Full Day Program	Half Day Program	Total	Full Day Program	Half Day Program	Total		
Bordewich Elementary	59.30%	92.75	96			3		3	1		1	24:1	4
Empire Elementary	100%	89.05	92			0		0	4		4	23:1	4
Fremont Elementary	63.70%	51.88	58			3		3	1		1	15:1	4
Fritsch Elementary	44.00%	73.83	84			3		3	1		1	21:1	4
Mark Twain Elementary	100%	79.63	84			2		2	2		2	21:1	4
Seeliger Elementary	36.90%	81.27	84			3		3	1		1	21:1	4
<b>TOTALS</b>	67.30%	468.41	498			14		14	10		10	21:1	24

\* Revision: The number of Kindergarten teachers reported by full-time equivalent, who teach in full day Kindergarten programs separated from the number of teachers who teach half day Kindergarten programs.

# Alternative Program for Class-size Reduction Part B2 - GRADE ONE FY17

10/1/2016-12/31/2016

2nd Qtr

Return to: 775-687-9108


bdharwood@doe.nv.gov

Carson City School District  
School District

Susan Keema  
Contact Person

775-283-2010  
Phone Number

School Name	Percent Low Income	Average Daily Attendance for Quarter	Enrollment Last Day of Quarter	Number of General Fund Teachers			Number of CSR-Funded Teachers			Pupil-Teacher Ratio	Classroom Configuration (Number of Classrooms)		
				Classroom		Total	Classroom		Total		Self-Contained	Team Teaching	Other
Bordewich Elementary	54%	85.94	93	3		3	2		2	19:1	5		
Empire Elementary	100%	82.27	82	2		2	3		3	16:1	5		
Fremont Elementary	51.10%	80.11	90	2		2	2		2	23:1	4		
Fritsch Elementary	45.60%	81.25	92	3		3	1		1	23:1	4		
Mark Twain Elementary	100%	87.86	94	3		3	2		2	19:1	5		
Seeliger Elementary	35.60%	85.75	87	2		2	2		2	22:1	4		
<b>TOTALS</b>	64.38%	503.18	538	15		15	12		12	20:1	27		



# Alternative Program for Class-size Reduction Part B2 - GRADE TWO FY17

0/1/2016-12/31/201 Quarter: 2nd Qtr

Return to: 775-687-9108

bdharwood@doe.nv.gov

Carson City School District

Susan Keema


775-283-2010

School District

Contact Person

Phone Number

School Name	Percent Low Income	Average Daily Attendance for Quarter	Enrollment Last Day of Quarter	Number of General Fund Teachers			Number of CSR-Funded Teachers			Pupil-Teacher Ratio	Classroom Configuration (Number of Classrooms)		
				Classroom		Total	Classroom		Total		Self-Contained	Team Teaching	Other
Bordewich Elementary	56.30%	96.8	103	3		3	2		2	21:1	5		
Empire Elementary	100%	100.38	105	2		2	3		3	21:1	5		
Fremont Elementary	58.50%	73.13	82	2		2	2		2	21:1	4		
Fritsch Elementary	37.50%	73.44	80	2		2	2		2	20:1	4		
Mark Twain Elementary	100%	80.44	82	1.5		1.5	3		3	18:1	4.5		
Seeliger Elementary	39.78%	91.02	93	3		3	2		2	19:1	5		
<b>TOTALS</b>	<b>65.34%</b>	<b>515.21</b>	<b>545</b>	<b>13.5</b>		<b>13.5</b>	<b>14</b>		<b>14</b>	<b>20:1</b>	<b>27.5</b>		



Alternative Program for Class-size Reduction Part B2 - GRADE THREE FY17

0/1/2016-12/31/201 Quarter: 2nd Qtr

Return to: 775-687-9108

bdharwood@doe.nv.gov

Carson City School District

Susan Keema


775-283-2010

School District

Contact Person

Phone Number

School Name	Percent Low Income	Average Daily Attendance for Quarter	Enrollment Last Day of Quarter	Number of General Fund Teachers			Number of CSR-Funded Teachers			Pupil-Teacher Ratio	Classroom Configuration (Number of Classrooms)		
				Classroom		Total	Classroom		Total		Self-Contained	Team Teaching	Other
Bordewich Elementary	48.3%	89.36	93	4		4	1		1	19:1	5		
Empire Elementary	100%	88.63	93	3		3	1		1	23:1	4		
Fremont Elementary	63.4%	81.97	93	2		2	2		2	23:1	4		
Fritsch Elementary	33.33%	77.52	84	3		3	1		1	21:1	4		
Mark Twain Elementary	100%	98.08	104	2.5		2.5	2		2	23:1	4.5		
Seeliger Elementary	39.3%	92.16	94	3		3	2		2	19:1	5		
<b>TOTALS</b>	64.05%	527.72	561	17.5		17.5	9		9	21:1	26.5		



Alternative Program for Class-size Reduction Part B2 - GRADE FOUR FY17

0/1/2016-12/31/201 Quarter: 2nd Qtr

Return to: '5-687-9108

Carson City School District

Susan Keema

775-283-2010

School District

Contact Person

Phone Number

School Name	Percent Low Income	Average Daily Attendance for Quarter	Enrollment Last Day of Quarter	Number of General Fund Teachers			Number of CSR-Funded Teachers			Pupil-Teacher Ratio	Classroom Configuration (Number of Classrooms)		
				Classroom		Total	Classroom		Total		Self-Contained	Team Teaching	Other
Bordewich Elementary	41.2%	104.33	109	5						22:1	5		
Empire Elementary	100%	108.08	111	5						22:1	5		
Fremont Elementary	65.1%	76.22	86	4						22:1	4		
Fritsch Elementary	33.3%	72.05	78	4						20:1	4		
Mark Twain Elementary	100%	101.08	103	4						26:1	4		
Seeliger Elementary	38.7%	112.91	116	5						23:1	5		
<b>TOTALS</b>	<b>63.05%</b>	<b>574.67</b>	<b>603</b>	<b>27</b>		<b>27</b>				<b>23:1</b>	<b>27</b>		



Alternative Program for Class-size Reduction Part B2 - GRADE FIVE FY17

0/1/2016-12/31/201 Quarter: 2nd Qtr

Return to: '5-687-9108

bdharwood@doe.nv.gov

Carson City School District

Susan Keema


775-283-2010

School District

Contact Person

Phone Number

School Name	Percent Low Income	Average Daily Attendance for Quarter	Enrollment Last Day of Quarter	Number of General Fund Teachers			Number of CSR-Funded Teachers			Pupil-Teacher Ratio	Classroom Configuration (Number of Classrooms)		
				Classroom		Total	Classroom		Total		Self-Contained	Team Teaching	Other
Bordewich Elementary	50.4%	100.11	105	4					26:1	4			
Empire Elementary	100	82.97	87	4					22:1	4			
Fremont Elementary	59%	74.02	83	3					28:1	3			
Fritsch Elementary	36.3%	84.77	99	4					25:1	4			
Mark Twain Elementary	100%	112.55	119	4					30:1	4			
Seeliger Elementary	43.8%	87.50	89	4					22:1	4			
<b>TOTALS</b>	65.7%	541.92	582	23		23			26:1	23			



**Alternative Program for Class-size Reduction Part B2 - GRADE SIX FY17**

0/1/2016-12/31/201      Quarter: 2nd Qtr      Return to: '5-687-9108  
 bdharwood@doe.nv.gov

Carson City School District      Susan Keema      775-283-2010  
 School District      Contact Person      Phone Number

